


Dose Ace

An extremely miniaturized glass detector provides medical quality dose detection. Dose differences between the target and non-target sites are detected correctly even when the sites are in very close proximity.



Reader (FGD-1000SE)

Controller PC

Components

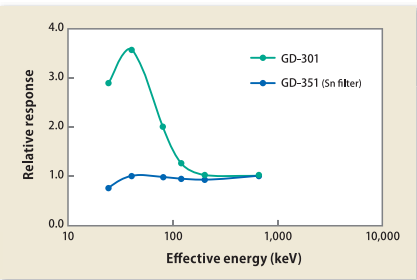
- Glass dosimeter element (detector)
- Reader
- Controller PC

Advantages

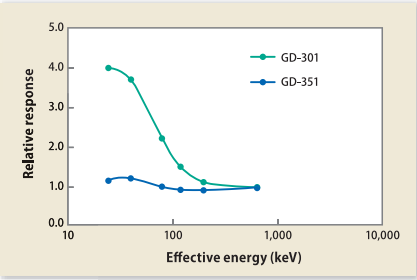
- The high reproducibility of DoseAce has a coefficient of variation of less than 2 percent.
- When the surface of the glass becomes dirty, it can be cleared. you can re-measure the glass element as many times as you want.

- It does not fade under fluorescent light or sun light, so you can handle the glass dosimeter under light and at high temperatures.
- Repeated readouts enhance measurement accuracy.
- Homogeneous composition of PRL glass ensures stable dosimetry.
- Automatic reading system enables immediate readout: up to 20 continuous measurements.


Energy dependence to air absorbed dose (free in air)



Energy dependence to 1cm dose equivalent (on phantom)



Holder



External view of GLASS Detector: GD-300 SERIES

Real scale



Please refer "Dose Ace" video
<https://youtu.be/PYLtvX5MZCE>

Optional goods




Water-Proof Holder



Single ID Reader



Annealing Tray Mini (Mini Tray)




G-Slider

Applications

- Evaluation of phantom dose distribution for radiotherapy and diagnostic imaging
- Small size animal irradiation tests
- Quality assurance of photon (gamma ray and X-ray) irradiation

Users

- Radiology departments
- Phantom simulation institutions
- Animal irradiation laboratories
- Universities
- National Research Institutes



Dose Ace detector in the phantom

Specifications

Glass Dosimeter element (detector)	Model & glass detector dimensions	GD-301	φ1.5×8.5 mm
		GD-302M	φ1.5×12 mm (with ID)
		GD-351	φ1.5×8.5 mm (with filter)
		GD-352M	φ1.5×12 mm (with ID and filter)
Reader	Measuring range	Photon (gamma ray & X-ray) 10 μGy (Sv) to 10 Gy (Sv) [to 100 Gy (Sv) by option] 500 Gy (as a ref.level)	
	Model	FGD-1000SE	
	Display value unit	Gy (Sv)	
	Display value range	1μGy (Sv) to 10 Gy (Sv) [to 500 Gy (Sv) by option]	
	Reproducibility	Coefficient of variation	5% or less (at 100 μGy) 2% or less (at 1 mGy)
	Continuous reading	20 glass detectors	
	Read-out time	6 seconds or less / element	
	Calibration technique	Dose calibration is automatically performed with the standard irradiation glass element and the sensitivity calibration with the internal calibration glass element.	
	Power supply	100, 115, 220 & 240 AC (50/60Hz)	
	Power consumption	Max. 200 W	

Note: Specifications are subject to change without notice for improvement.